

Fuelling products

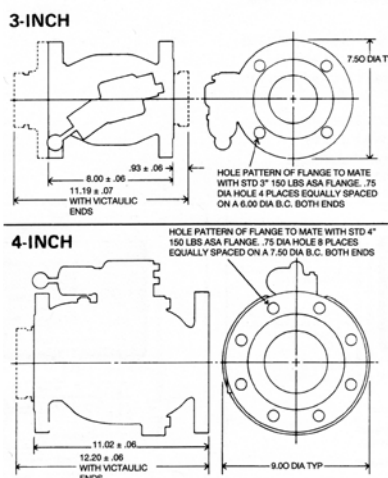
Line mounted shut off valves

F383(3-inch), F384(4-inch),
F386(3-inch), F393(4-inch)

Pictured is an F370 with Victaulic inlet and outlet.
It is representative of this series of valves.



3 - INCH



Meggitt manufactures 3-inch and 4-inch bottom loading shutoff valves for use with either the jet level sensor or float pilot valves. Refer to pages 602 and 613 for complete details on pilot controls. Both sized valves are available with ASA 150 pound flanges or ends to mate Victaulic couplings and are made of aluminum. Both valves are also available in Ductliron.

Ordering data:

When ordering, select the modification desired from the modification section and specify the complete part number including appropriate modification letter.

System suffix	Description	Weight or change in weight (pounds)
F383	3-inch aluminum valve with ASA 150 pound flanges for use with float type pilot air or fuel operated	13.9
F384	same as F383 except four-inch	28.5
F386	3-inch aluminum valve with ASA 150 pound flanges for use with jet level sensor	13.9
F393	same as F386 except four-inch	28.5

Key Features

- Low pressure drop - lower than competitive units
- Lightweight aluminum construction - also available in Ductliron. (special order)
- ASA 150 lb flanges, Victaulic ends or a choice of both available on aluminum valves.
- Identical servo controls used on both 3-inch and 4-inch valves.
- Anti-friction piston design - pistons ride on teflon seals for long life and low friction.
- No moving parts inside the compartment.
- Level control system moving parts installed outside the compartment - easy maintenance.
- Lighter than float type pilots - weighs only .4 pound.
- Fail "safe" - line breakage etc. prevents transmission of pressure signal to main shutoff and flow stops.

Meggitt Control Systems

Our product competencies & services:
Aerospace valves | Thermal management solutions | Environmental control systems | Electro-mechanical products
Ground fuelling products | Energy products | Aftermarket services

MEGGITT
smart engineering for
extreme environments

Fuelling products

Line mounted shut off valves

F383(3-inch), F384(4-inch),
F386(3-inch), F393(4-inch)

Key Dimensions

JET LEVEL SENSOR- LINE MOUNTED VALVE SYSTEMS

Whittaker's unique Jet Level Sensor can be utilized in conjunction with 3- or 4-inch line mounted shutoff valves to provide a bottom loading system independent of the on board system. The line mounted valve can be mounted either on the vehicle or on the loading rack. In the latter case, this provides an economical system for converting older vehicles to bottom loading.

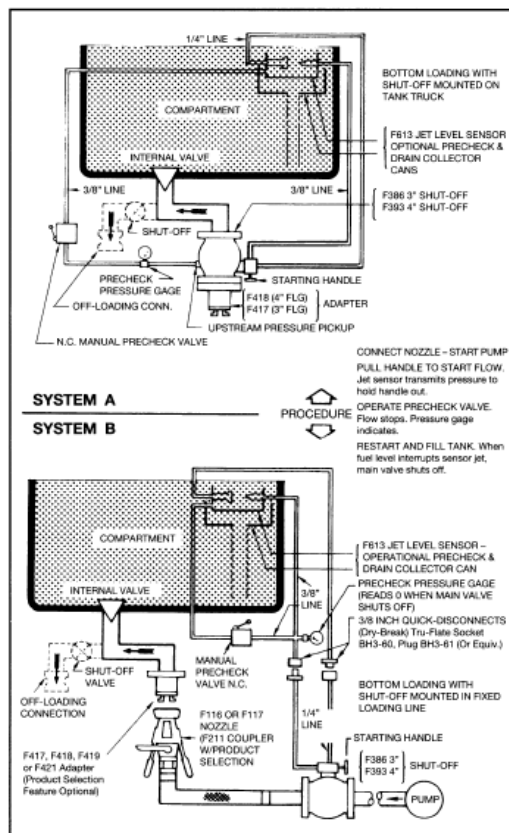
In system "A", the main shutoff valve is mounted on the vehicle and can be loaded from any location having a nozzle. It can also be plumbed so that any fuel flowing from an aircraft being defueled will also be automatically controlled.

Where a number of vehicles will always be loaded from the same loading point (and aircraft defueling is not involved) a more economical installation is possible using a single shutoff valve mounted in the fixed loading line. See system "B"

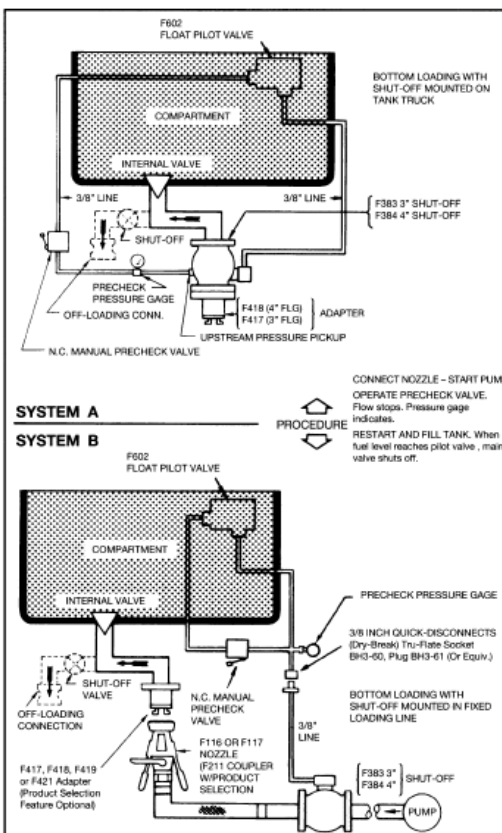
FLOAT PILOT - LINE MOUNTED VALVE SYSTEM

The Whittaker F602 Pilot Valve can be used with the F383 (3-inch) or F384 (4-inch) line mounted shutoff valves as a bottom loading system. The two possible systems using the F602 pilot with line mounted shutoff valves are shown schematically below.

These systems may not meet over the road specs MC406, etc.



Note: F619 Float Pilot can be substituted for F613



Contact

Meggitt North Hollywood

12838 Saticoy Street
North Hollywood
California 91605-3505
USA

Tel: (818) 765-8160
Fax: (818) 759-2194

www.meggitt.com

Meggitt Control Systems

Our product competencies & services:

Aerospace valves | Thermal management solutions | Environmental control systems | Electro-mechanical products
Ground fuelling products | Energy products | Aftermarket services

MEGGITT
smart engineering for
extreme environments