


# Illustrated Parts List

## 4-INCH VALVE BODY AND PISTON ASSEMBLY

### M300 Series

IPLM300

Revision 2.0  
19 November 2013



#### Meggitt (North Hollywood), Inc. Proprietary Information

The information contained in this document is disclosed in confidence. It is the property of Meggitt (North Hollywood), Inc. and shall not be used, disclosed to others, or reproduced in whole or in part without the express written consent of Meggitt (North Hollywood), Inc. If consent is given, this notice shall appear in any such reproduction. These commodities, technology, or software were exported from the United States in accordance with the export administration regulations. Diversion contrary to U.S. law is prohibited.

SENSITIVE BUT UNCLASSIFIED-EXPORT CONTROLLED-EAR RESTRICTED.

These commodities, technology or software are exported from the United States of America in accordance with the Export Administration Regulations. ECCN EAR99. Diversion contrary to U.S. law is prohibited.

Copyright © 2013 Meggitt (North Hollywood), Inc.



## Energy products

Meggitt Fuelling Products  
Illustrated Parts List (IPLM300)  
4-Inch Valve Body and Piston Assembly - M300 Series

### REVISION RECORD

Keep this record in the front of the manual. When you get the revisions, put the revised pages in the manual. Write the revision number, date issued and your initials on this page.

REV NO.	PAGES AFFECTED	DESCRIPTION OF CHANGE	DATE	APPROVED BY
1.0	ALL	Initial Release	05/15/2002	
1.1	ALL		02/01/2006	
2.0	ALL	See DCN	11/19/2013	

USE OR DISCLOSURE OF DATA ON THIS PAGE IS SUBJECT TO THE RESTRICTIONS ON THE TITLE PAGE OF THIS DOCUMENT

19 Nov 2013

Revision 2.0

i

**Meggitt Control Systems**

Our product competencies & services:  
Aerospace/defense | Marine/industrial/generation solutions | Train/aircraft control systems | Electro-mechanical products  
Ground fuelling products | Energy products | Aftermarket services

**MEGGITT**  
smart engineering for  
extreme environments



## Energy products

Meggitt Fuelling Products  
Illustrated Parts List (IPLM300)  
4-Inch Valve Body and Piston Assembly - M300 Series

---

### TABLE OF CONTENTS

<u>SUBJECT</u>	<u>PAGE</u>
INTRODUCTION .....	1

### LIST OF ILLUSTRATIONS

<u>FIGURE</u>	<u>PAGE</u>
IPL Figure 1. Valve Body and Piston Assembly, In-Line Control, 4 Inch .....	2
IPL Figure 2. Valve Body and Piston Assembly, Hydrant, 4 x 2.5 Inch .....	5
IPL Figure 3. Valve Body and Piston Assembly, Hydrant, 4 x 4 Inch .....	8

USE OR DISCLOSURE OF DATA ON THIS PAGE IS SUBJECT TO THE RESTRICTIONS ON THE TITLE PAGE OF THIS DOCUMENT

19 Nov 2013

Revision 2.0

ii

**Meggitt Control Systems**

Our product competencies & services:  
Aerospace/defense | Thermal management solutions | Environmental control systems | Electro-mechanical products  
Ground fuelling products | Energy products | Aftermarket services

**MEGGITT**  
smart engineering for  
extreme environments



## Energy products

### Meggitt Fuelling Products Illustrated Parts List (IPLM300) 4-Inch Valve Body and Piston Assembly - M300 Series

## INTRODUCTION

### 1. General

This section lists, describes, and illustrates all detail parts required for maintenance support of the 4-Inch Valve Body and Piston Assembly. The valve is manufactured by Meggitt (North Hollywood), Inc., 12838 Saticoy Street, North Hollywood, California 91605.

### 2. Scope of Information

The parts list is arranged in the general order of disassembly. The listing is indented to show the relationship between each part and its next higher assembly. Item numbers used in the parts list are keyed to the corresponding numbers of the accompanying illustration.

#### A. MODIFICATION CODE

The modification code indicates the parts usage with respect to the end item. When the MOD column is blank, the part usage is applicable to all versions unless otherwise specified in the DESCRIPTION column.

#### B. How to Identify a Part

**When the part number is known:** Refer to the parts list for the item number, description, modification codes, and quantity. Refer to the illustration to make sure of the physical appearance and location of the part.

**When the part number is not known:** Examine the illustrations to identify the part by physical appearance and location. Refer to the accompanying parts list to get the part number, nomenclature, modification codes, quantity, etc.

#### C. Abbreviations

ASSY	Assembly
FIG.	Figure
IPL	Illustrated Parts List
MOD	Modification

USE OR DISCLOSURE OF DATA ON THIS PAGE IS SUBJECT TO THE RESTRICTIONS ON THE TITLE PAGE OF THIS DOCUMENT

19 Nov 2013

Revision 2.0

1

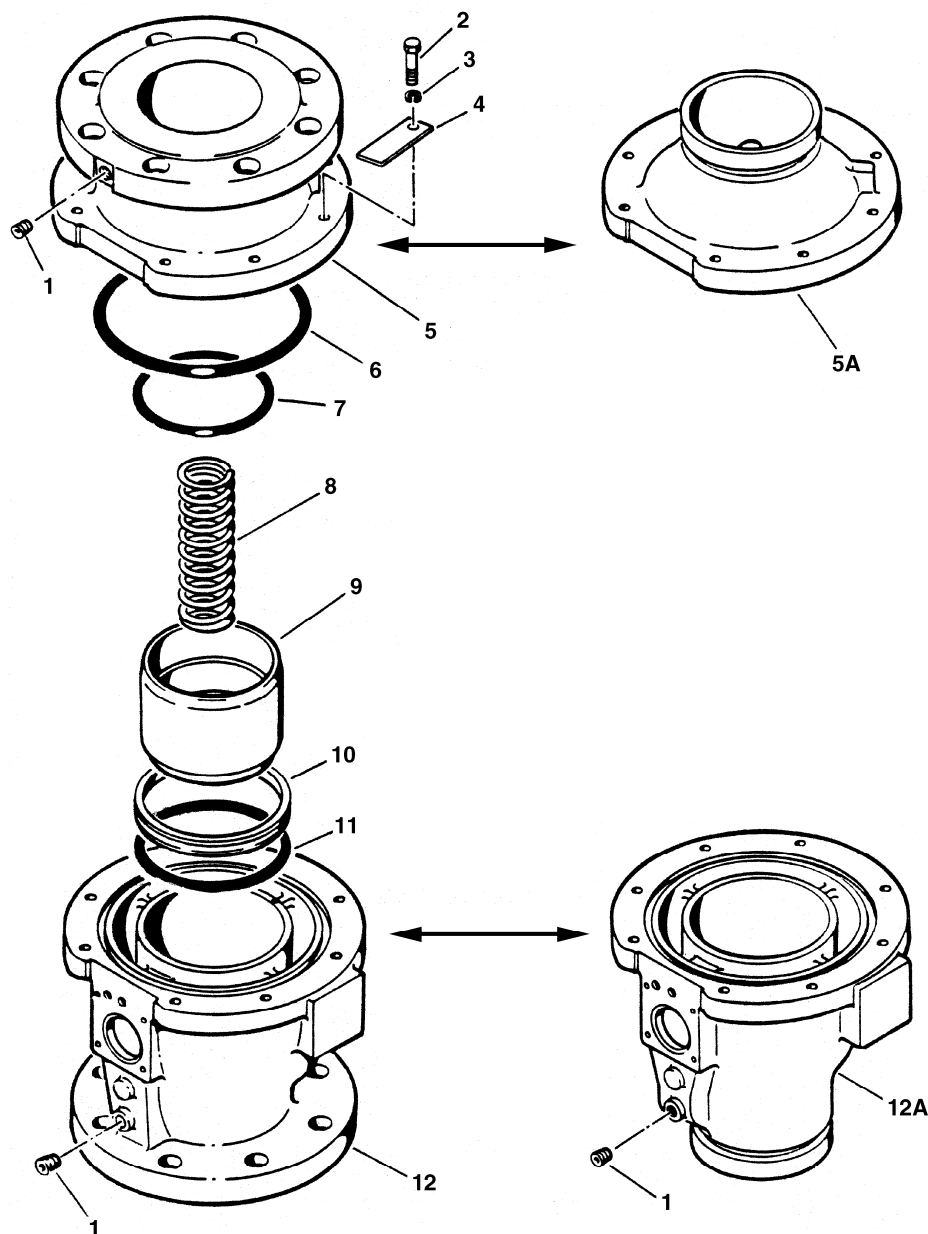
Meggitt Control Systems

Our product competencies & services:  
Aerospace products | Thermal management solutions | Train control & control systems | Electro-mechanical products  
Ground fueling products | Energy products | Aftermarket services

**MEGGITT**  
smart engineering for  
extreme environments

## Energy products

### Meggitt Fuelling Products Illustrated Parts List (IPLM300) 4-Inch Valve Body and Piston Assembly - M300 Series



IPL Figure 1. Valve Body and Piston Assembly, In-Line Control, 4 In.

USE OR DISCLOSURE OF DATA ON THIS PAGE IS SUBJECT TO THE RESTRICTIONS ON THE TITLE PAGE OF THIS DOCUMENT

19 Nov 2013

Revision 2.0

2

**Meggitt Control Systems**

Our product competencies & services:  
Aerospace valves | Thermal management solutions | Train air intake control systems | Electro-mechanical products  
Ground fueling products | Energy products | Aftermarket services

**MEGGITT**  
smart engineering for  
extreme environments

**Energy products**

Meggitt Fuelling Products  
Illustrated Parts List (IPLM300)  
4-Inch Valve Body and Piston Assembly - M300 Series

FIG. ITEM	PART NUMBER	DESCRIPTION	MOD CODES	UNITS PER ASSY
<b>IN-LINE CONTROL VALVE BODY AND PISTON ASSEMBLY, 4-INCH</b>				
1	(Basic)	VALVE BODY AND PISTON ASSEMBLY, IN-LINE ..... CONTROL, 4 IN.		REF
1	CAN932-3	. PLUG .....		2
2	3/8-24X1-1/2	. BOLT, MACHINE .....		8
3	CAN960-616	. WASHER, FLAT .....		8
4	2691179-1	. PLATE, IDENTIFICATION .....		1
5	2672306-1	. FITTING, OUTLET, (FLANGED) ..... (ALUMINUM ALLOY)		1
	2672306-2	. FITTING, OUTLET (FLANGED) (DUCTLIRON) .....	B	1
5A	2672163-1	. FITTING, OUTLET (VICTALIC)..... (ALUMINUM ALLOY)	D	1
	2672163-2	. FITTING, OUTLET(VICTALIC) (DUCTLIRON) .....	B	1
6	CMS29513-263	. PACKING, PREFORMED .....		1
7	CMS29513-245	. PACKING, PREFORMED .....		1
8	2672165	. SPRING, COMPRESSION.....		1
9	2632643-2	. PISTON, VALVE.....		1
10	4631062-247	. SEAL.....		1
11	2661058BD248	. PACKING, PREFORMED .....		1
12	2672169-1	. BODY, VALVE (FLANGED INLET) ..... (ALUMINUM ALLOY)		1
	2672169-2	. BODY, VALVE (FLANGED INLET)..... (DUCTLIRON)	B	1
12A	2672161-1	. BODY, VALVE (VICTAULIC INLET) ..... (ALUMINUM ALLOY)	C	1
	2672161-2	. BODY, VALVE (VICTAULIC INLET) (DUCTLIRON)	B,C	1

- Not Illustrated

USE OR DISCLOSURE OF DATA ON THIS PAGE IS SUBJECT TO THE RESTRICTIONS ON THE TITLE PAGE OF THIS DOCUMENT

19 Nov 2013

Revision 2.0

3

**Meggitt Control Systems**

Our product competencies & services:  
Aerospace valves | Thermal management solutions | Train air data control systems | Electro-mechanical products  
Ground fuelling products | Energy products | Aftermarket services

**MEGGITT**  
smart engineering for  
extreme environments



## Energy products

Meggitt Fuelling Products  
Illustrated Parts List (IPLM300)  
4-Inch Valve Body and Piston Assembly - M300 Series

MODEL VARIATIONS	
MOD LETTER	DESCRIPTION
B	Changes material to Ductliron.
C	Changes body to body with Victaulic inlet.
D	Adds Victaulic outlet fitting.

MAINTENANCE NOTES	
NOTE	MAINTENANCE INFORMATION
1	Before installation; the new seal ( <a href="#">IPL Figure 1, 10</a> ) shall be roll-formed by hand to fit over the packing (11).

REPLACEMENT PARTS KITS AVAILABLE		
KIT PART NUMBER	DESCRIPTION	ITEMS IN KIT ( <a href="#">IPL Figure 1</a> )
2702278-1	Seals	6, 7, 10, 11

USE OR DISCLOSURE OF DATA ON THIS PAGE IS SUBJECT TO THE RESTRICTIONS ON THE TITLE PAGE OF THIS DOCUMENT

19 Nov 2013

Revision 2.0

4

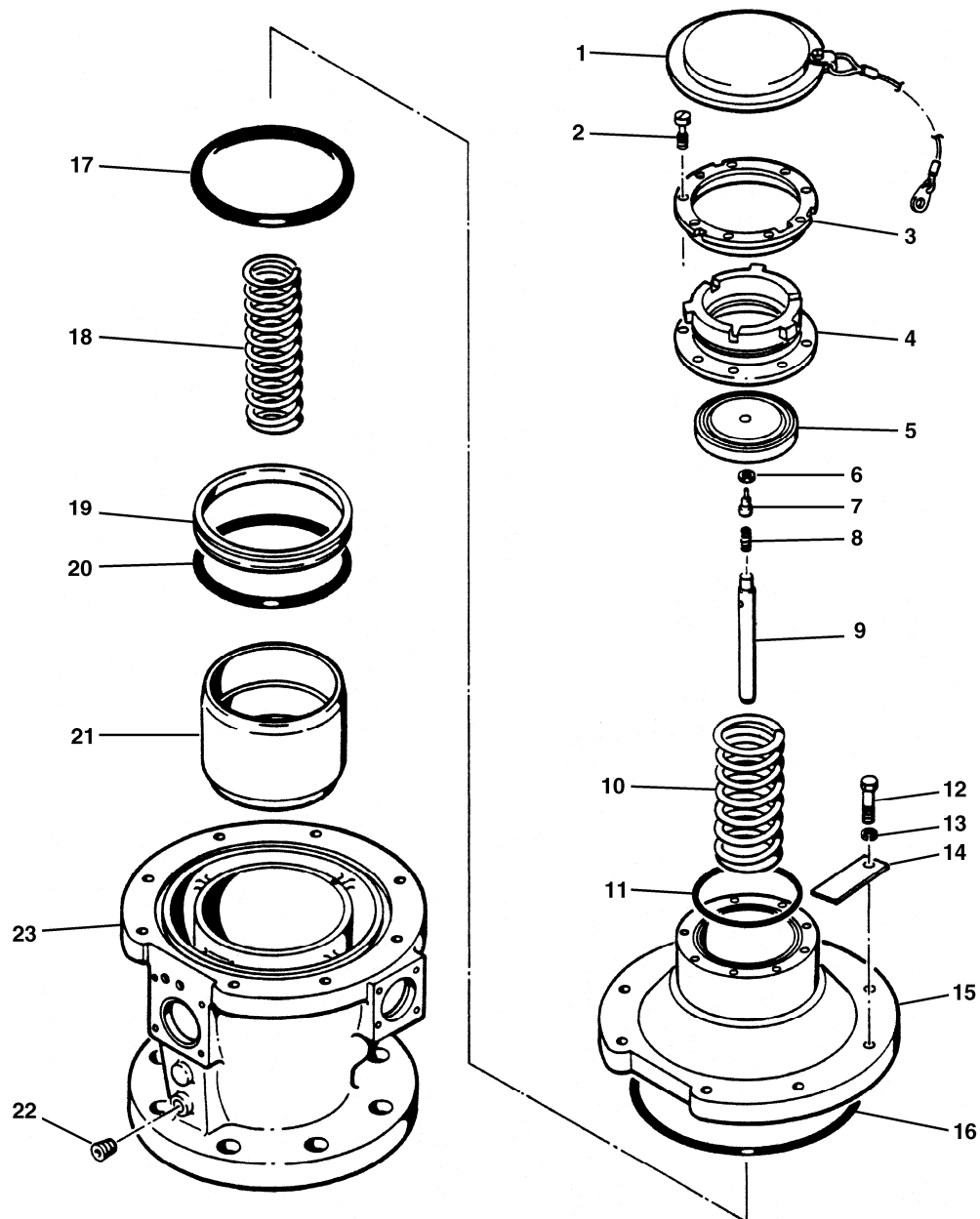
Meggitt Control Systems

Our product competencies & services:  
Aerospace products | Thermal management solutions | Train control & control systems | Electro-mechanical products  
Ground fuelling products | Energy products | Aftermarket services

**MEGGITT**  
smart engineering for  
extreme environments

**Energy products**

Meggitt Fuelling Products  
Illustrated Parts List (IPLM300)  
4-Inch Valve Body and Piston Assembly - M300 Series



IPL Figure 2. Valve Body and Piston Assembly, Hydrant, 4 x 2.5 In.

USE OR DISCLOSURE OF DATA ON THIS PAGE IS SUBJECT TO THE RESTRICTIONS ON THE TITLE PAGE OF THIS DOCUMENT

19 Nov 2013

Revision 2.0

5

**Meggitt Control Systems**

Our product competencies & services:  
Aerospace valves | Thermal management solutions | Train air traffic control systems | Electro-mechanical products  
Ground fueling products | Energy products | Aftermarket services

**MEGGITT**  
smart engineering for  
extreme environments



**Energy products**

Meggitt Fuelling Products  
Illustrated Parts List (IPLM300)  
4-Inch Valve Body and Piston Assembly - M300 Series

FIG. ITEM	PART NUMBER	DESCRIPTION							MOD CODES	UNITS PER ASSY
		1	2	3	4	5	6	7		
<b>HYDRANT VALVE BODY AND PISTON ASSEMBLY, 4-INCH BY 2½-INCH</b>										
2	(Basic)	VALVE BODY AND PISTON ASSEMBLY, HYDRANT, ... 4 X 2.5 IN.								REF
1	2682050	. COVER, PROTECTIVE .....								1
2	2681245	. SCREW, SELF-LOCKING .....								9
3	2681246-1	. RING, PRODUCT SELECTION.....								1
4	1427-595185-2	. FLANGE (SAFETY SHEAR).....								1
5	2682052-1	. POPPET.....								1
6	2681965	. GASKET.....								1
7	2681261-3	. PLUNGER.....								1
8	2-1349-46	. SPRING .....								1
9	2681260	. SHAFT .....								1
10	2691265	. SPRING, COMPRESSION .....								1
11	CMS29513-43	. PACKING, PREFORMED.....								1
12	MS90727-64	. BOLT, MACHINE .....								8
13	CAN960C616	. WASHER, FLAT.....								8
14	2691179-1	. PLATE, IDENTIFICATION .....								1
15	2681241-2	. ADAPTER .....								1
16	CMS29513-263	. PACKING, PREFORMED.....								1
17	CMS29513-245	. PACKING, PREFORMED.....								1
18	2661925	. SPRING, COMPRESSION .....								1
19	4631062-247	. SEAL .....								1
20	2661058BD248	. PACKING, PREFORMED.....								1
21	2632643-2	. PISTON, VALVE .....								1
22	CAN932-3S	. PLUG .....								1
23	2672169-3	. BODY, VALVE (ALUMINUM ALLOY).....								1

- Not Illustrated

USE OR DISCLOSURE OF DATA ON THIS PAGE IS SUBJECT TO THE RESTRICTIONS ON THE TITLE PAGE OF THIS DOCUMENT

19 Nov 2013

Revision 2.0

6

**Meggitt Control Systems**

Our product competencies & services:  
Aerospace products | Thermal management solutions | Train control & control systems | Electro-mechanical products  
Ground fuelling products | Energy products | Aftermarket services

**MEGGITT**  
smart engineering for  
extreme environments



## Energy products

Meggitt Fuelling Products  
Illustrated Parts List (IPLM300)  
4-Inch Valve Body and Piston Assembly - M300 Series

**4-INCH BY 2½-INCH HYDRANT VALVE BODY AND PISTON ASSEMBLY  
MAINTENANCE NOTES**

NOTE	MAINTENANCE INFORMATION
1	Use thread locking compound on the threads of the shaft (IPL Figure 2, 9).
2	Before installation; the new seal (19) shall be roll-formed by hand to fit over the packing (20).

**4-INCH BY 2½-INCH HYDRANT VALVE BODY AND PISTON ASSEMBLY  
REPLACEMENT PARTS KITS AVAILABLE**

KIT PART NUMBER	DESCRIPTION	ITEMS IN KIT (IPL Figure 2)
KITF372	Seals	6, 11, 16, 17, 19, 20

USE OR DISCLOSURE OF DATA ON THIS PAGE IS SUBJECT TO THE RESTRICTIONS ON THE TITLE PAGE OF THIS DOCUMENT

19 Nov 2013

Revision 2.0

7

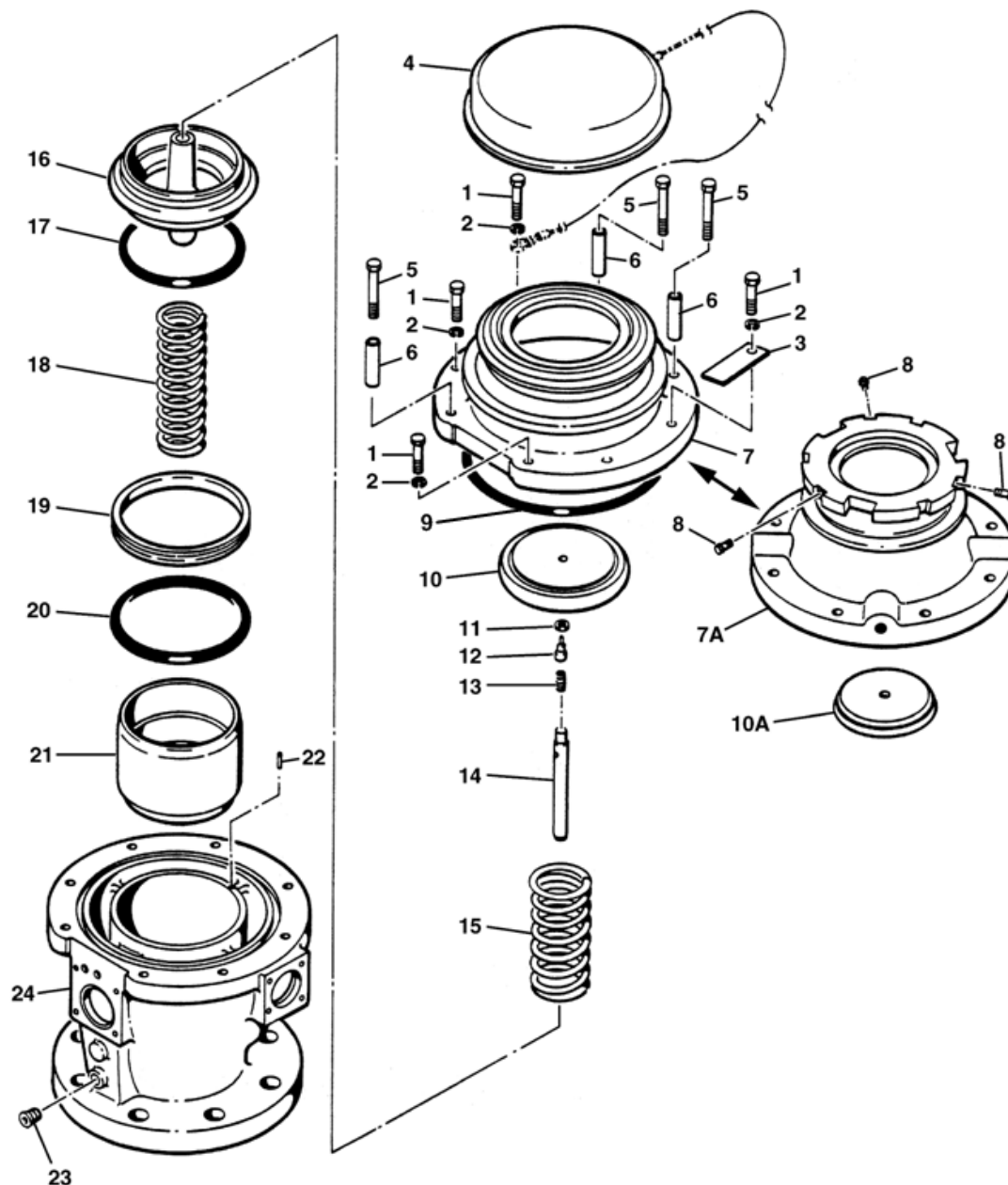
**Meggitt Control Systems**

Our product competencies & services:  
Aerospace products | Thermal management solutions | Environmental control systems | Electro-mechanical products  
Ground fueling products | Energy products | Aftermarket services

**MEGGITT**  
smart engineering for  
extreme environments

Energy products

Meggitt Fuelling Products  
Illustrated Parts List (IPLM300)  
4-Inch Valve Body and Piston Assembly - M300 Series



IPL Figure 3. Valve Body and Piston Assembly, Hydrant, 4 x 4 In.

USE OR DISCLOSURE OF DATA ON THIS PAGE IS SUBJECT TO THE RESTRICTIONS ON THE TITLE PAGE OF THIS DOCUMENT

19 Nov 2013

Revision 2.0

8

Meggitt Control Systems

Our product competencies & services:  
Aerospace valves | Thermal management solutions | Train entrance control systems | Electro-mechanical products  
Ground fueling products | Energy products | Aftermarket services

**MEGGITT**  
smart engineering for  
extreme environments

**Energy products**

Meggitt Fuelling Products  
Illustrated Parts List (IPLM300)  
4-Inch Valve Body and Piston Assembly - M300 Series

FIG. ITEM	PART NUMBER	DESCRIPTION							MOD CODES	UNITS PER ASSY
		1	2	3	4	5	6	7		
<b>HYDRANT VALVE BODY AND PISTON ASSEMBLY, 4-INCH BY 4-INCH</b>										
3	(Basic)	VALVE BODY AND PISTON ASSEMBLY, HYDRANT, .. 4 x 4 IN.								REF
1	MS90727-64	. BOLT, MACHINE.....							A,C-E,G-J	5
2	2681249-1	. SPACER.....								5
	2681249-1	. SPACER.....							B,F,K	8
3	2691179-1	. PLATE, IDENTIFICATION.....								1
4	2681255	. COVER, PROTECTIVE.....								1
5	MS90727-71	. BOLT, MACHINE.....								3
	MS90727-64	. BOLT, MACHINE.....							B,F,K	8
6	2681249-1	. SPACER.....							A,C-E,G-J	3
7	2681172-2	. FLANGE.....								1
7A	2681934-2	. FLANGE.....							B,F,K	1
8	LP501D416-10	. SCREW, SELF-LOCKING..... (USED ONLY WHEN MORE THAN ONE PRODUCT SELECTION IS USED).....							B,F,K	6
9	CMS29513-263	. PACKING, PREFORMED.....								1
10	2681242-2	. POPPET.....								1
10A	2691221	. POPPET.....							B,F,K	1
11	2681965	. GASKET.....								1
12	2681261-1	. PLUNGER.....							A	1
	2681261-2	. PLUNGER.....							B,F,K	1
13	2-1349-46	. SPRING.....								1
14	2681260	. SHAFT.....								1
15	2681220	. SPRING, COMPRESSION.....								1
16	2681213-1	. GUIDE.....								1
17	CMS29513-245	. PACKING, PREFORMED.....								1
18	2661925	. SPRING, COMPRESSION.....								1
19	4631062-247	. SEAL.....								1

- Not Illustrated

USE OR DISCLOSURE OF DATA ON THIS PAGE IS SUBJECT TO THE RESTRICTIONS ON THE TITLE PAGE OF THIS DOCUMENT

19 Nov 2013

Revision 2.0

9

**Meggitt Control Systems**

Our product competencies & services:  
Aerospace valves | Thermal management solutions | Train control & control systems | Electro-mechanical products  
Ground fuelling products | Energy products | Aftermarket services

**MEGGITT**  
smart engineering for  
extreme environments

## Energy products

### Meggitt Fuelling Products Illustrated Parts List (IPLM300) 4-Inch Valve Body and Piston Assembly - M300 Series

FIG. ITEM	PART NUMBER	DESCRIPTION							MOD CODES	UNITS PER ASSY
		1	2	3	4	5	6	7		
<b>HYDRANT VALVE BODY AND PISTON ASSEMBLY, 4-INCH BY 4-INCH</b>										
3	20	2661058BD248	.	P	ACKING, PREFORMED.....					1
	21	2632643-2	.	P	ISTON, VALVE.....					1
	22	CMS171555	.	P	IN.....					1
	23	CAN932-3S	.	P	LUG.....					2
	24	2672169-3	.	B	ODY, VALVE (ALUMINUM ALLOY).....					1
		2672169-3	.	B	ODY, VALVE (DUCTLIRON).....			C,D,E,G,H,J		1

- Not Illustrated

4 X 4 INCH HYDRANT VALVE BODY AND PISTON MOD CODES	
MOD CODE LETTER	DESCRIPTION
(No Code)	Item is used on all valve versions
A	Used on F368
B	Used on F368B
C	Used on F368E
D	Used on F372E
E	Used on F373
F	Used on F373A
G	Used on F374
H	Used on F380
J	Used on F382
K	Used on F382A

USE OR DISCLOSURE OF DATA ON THIS PAGE IS SUBJECT TO THE RESTRICTIONS ON THE TITLE PAGE OF THIS DOCUMENT

19 Nov 2013

Revision 2.0

10

**Meggitt Control Systems**

Our product competencies & services:  
Aerospace valves | Thermal management solutions | Train remote air control systems | Electro-mechanical products  
Ground fuelling products | Energy products | Aftermarket services

**MEGGITT**  
smart engineering for  
extreme environments



## Energy products

Meggitt Fuelling Products  
Illustrated Parts List (IPLM300)  
4-Inch Valve Body and Piston Assembly - M300 Series

**4-INCH BY 4-INCH HYDRANT VALVE BODY AND PISTON ASSEMBLY  
MAINTENANCE NOTES**

NOTE	MAINTENANCE INFORMATION
1	Use thread locking compound on the threads of the shaft (IPL Figure 3, 14).
2	Before installation; the new seal (19) shall be roll-formed by hand to fit over the packing (20).

**4-INCH BY 4-INCH HYDRANT VALVE BODY AND PISTON ASSEMBLY  
REPLACEMENT PARTS KITS AVAILABLE**

KIT PART NUMBER	DESCRIPTION	ITEMS IN KIT (IPL Figure 3)
KITF368-101	Seals	9, 11, 17, 19, 20

USE OR DISCLOSURE OF DATA ON THIS PAGE IS SUBJECT TO THE RESTRICTIONS ON THE TITLE PAGE OF THIS DOCUMENT

19 Nov 2013

Revision 2.0

11

**Meggitt Control Systems**

Our product competencies & services:  
Aerospace/defense | Thermal management solutions | Train/aircraft control systems | Electro-mechanical products  
Ground fueling products | Energy products | Aftermarket services

**MEGGITT**  
smart engineering for  
extreme environments